

KOMATSU

WA100M-8



Wheel loader

Engine power
69.8 kW / 93.6 HP @ 2000 rpm

Operating weight
7075 - 7465 kg

Bucket capacity
1.05 - 1.8 m³

WA100M-8



Engine power

69.8 kW / 93.6 HP @ 2000 rpm

Operating weight

7075 - 7465 kg

Bucket capacity

1.05 - 1.8 m³

Increased fuel efficiency and environmental performance

Powerful and environmentally friendly

- EU Stage V engine
- High payloads and tipping loads
- Superior breakout force
- Highly efficient hydrostatic drive line
- Low operating costs

First-class comfort

- Quiet and ergonomic working environment
- Large multifunctional monitor
- PPC multi-function lever with optional electronic control for 3rd and 4th spool (EPC)
- Air conditioning (optional)
- Electronic Controlled Suspension System (ECSS) (optional)

Total versatility

- Easy Fork (EF) kinematic for parallel movement during fork application
- Excellent all-round visibility
- 3rd and 4th hydraulic circuits at machine rear (optional)
- High flow version (optional)
(max. 120 l/min at 210 bar)
- Height-adjustable trailer hitches (optional)

Easy maintenance

- Tilting cab
- Wide opening engine hood
- Wide core radiator with (optional) reversible fan
- Quick-access service side cover

Komtrax

- Komatsu Wireless Monitoring System
- 4G mobile communications
- Integrated communication antenna
- Increased operational data and fuel savings



Powerful and environmentally friendly



Full power for the highest performance

Optimised for tough construction applications, the Komatsu SAA4D94LE-3 engine delivers high torque even at low rpm. With high rimpull and enough reserves even in the most difficult ground conditions the WA100M-8 still features a low fuel consumption. A fully automatic, hydrostatic transmission sends power to all four wheels while the large 110 l fuel tank guarantees long and uninterrupted working hours.

Komatsu EU Stage V

The Komatsu EU Stage V engine is productive, dependable and efficient. With ultra-low emissions, it provides a lower environmental impact and a superior performance to help reduce operating costs. The operator can work in complete peace of mind. The aftertreatment system combines a Komatsu Diesel Particulate Filter (KDPF) offering a 6000 hr cleaning interval, and Selective Catalytic Reduction (SCR).

High productivity

If you're looking for a small machine with huge performances, then this compact wheel loader is made for you. With its amazing lifting and dumping height and superior breakout power, it works like a bigger machine. When equipped with one of Komatsu's redesigned, larger and easier to fill buckets, or with pallet forks, high payloads guarantee maximum productivity.

Total versatility

Diverse and flexible

Komatsu's compact wheel loaders are an optimal choice for a wide range of applications. On construction sites, in the recycling industry or for agricultural jobs, with the hydraulic quick-coupler and a wide range of attachments, these machines are extremely versatile. When working with Komatsu pallet forks, the operator can rely on EF kinematic to transport loads parallel to the ground without readjusting the fork tines.

A wide choice of options


On uneven grounds the optional ECSS load stabiliser reduces shocks and increases productivity and comfort. The optional 100% differential lock axles can be activated for extra traction force. A towing device is standard. Height adjustable, ball-type and automatic hitches are optionally available, interchangeable with no tools required.

Highest safety

For maximum operational safety, the machine's low centre of gravity enhances stability, and its compact dimensions ensure exceptional all-round visibility. Standard safety features such as the ROPS/FOPS cab, back-up alarm, reversing light and large mirrors add up to make the WA100M-8 a truly safe machine.



High flow version with max. 120 l/min at 210 bar (option)



Height adjustable, ball-type and automatic hitches (option)



40 km/h limited hydrostatic driveline (option)

First-class comfort



Excellent all-round visibility

Thanks to wide glass surfaces and lower door windows, the machine offers excellent visibility in all directions, for total control of the surrounding area.

Standard heated rear window and a newly designed, low-profile exhaust pipe ensure improved rear visibility (according to ISO 5006).



Highest operator comfort

Along with its compact size, the WA100M-8 offers unequaled comfort. The spacious cab was developed with exceptional care given to details and special attention for the ergonomic controls. Efficient air conditioning (option) and ventilation guarantee ideal thermal comfort. The wide cab door allows fast and safe entering and exiting. The work environment is quiet and comfortable thanks to optimal noise insulation.

New multi-function monitor with more information

The user-friendly multi-function colour monitor with Equipment Management and Monitoring System (EMMS) supports safe and smooth work. Eco-gauge and an Eco guidance with active recommendations help maximising fuel savings. The monitor is conveniently customisable with a choice of 15 languages.

Easy operation

The PPC multi-function lever with optional electronic control for 3rd and 4th spool (EPC) includes a forward-neutral-reverse switch for quick and easy travel. Third spool attachments can be set to continuous or proportional control to let the operator control the boom, bucket and attachment with a single lever. An automatic inching function is available on request. Further options such as hydraulic high flow (max. 120 l/min at 210 bar) or speed control enable a wide and even more versatile working range.



PPC multi-function lever with optional electronic control for 3rd and 4th spool (EPC)



Large multi-function monitor



Improved, ergonomic control elements

Easy maintenance

A reliable partner

Komatsu compact wheel loaders are known around the world for their robustness and durability. All maintenance and service is performed easily and quickly thanks to their unique tilting cab.

The engine hood can be opened widely for a quick daily inspection, the electric equipment is well protected behind a maintenance cover inside the cab, and the easy-to-clean radiator is

conveniently accessible. A compartment for battery, main switch and relays improves maintenance access to the electrical system.



Fast, easy and comfortable access to daily inspection points



Tiltable radiator fan for convenient cleaning access



Factory fitted automatic lubrication system reduces the daily service work to the absolute minimum (option)

Information and communication technology



The way to higher productivity

Komtrax uses the latest wireless monitoring technology. Compatible on PC, smartphone or tablet, it delivers insightful and cost saving information about your fleet and equipment, and offers a wealth of information to facilitate peak machine performance. By creating a tightly integrated web of support it allows proactive and preventive maintenance and helps to efficiently run a business.

Knowledge

You get quick answers to basic and critical questions about your machines – what they're doing, when they did it, where they're located, how they can be used more efficiently and when they need to be serviced. Performance data is relayed by wireless communication technology (satellite, GPRS or 4G depending on model) from the machine to a computer and to the local Komatsu distributor – who's readily available for expert analysis and feedback.

Convenience

Komtrax enables convenient fleet management on the web, wherever you are. Data is analysed and packaged specifically for effortless and intuitive viewing in maps, lists, graphs and charts. You can foresee eventual maintenance issues and required spare parts, and troubleshoot a problem before Komatsu technicians arrive on site.

Power

The detailed information that Komtrax puts at your fingertips 24 hours a day, 7 days a week gives the power to make better daily and long-term strategic decisions – at no extra cost. Problems can be anticipated, maintenance schedules customised, downtime minimised and machines kept where they belong: working on the jobsite.



Specifications

Engine

Model	Komatsu SAA4D94LE-3
Type	Common rail direct injection, water-cooled, emissionised, turbocharged, after-cooled diesel
Engine power	
at rated engine speed	2000 rpm
ISO 14396	69.8 kW / 93.6 HP
Max. torque/engine speed	394 Nm / 1475 rpm
No. of cylinders	4
Bore × stroke	94 × 110 mm
Displacement	3.05 l
Air-filter type	Dry air filter with pre-filter and safety cartridge
Fuel	Diesel fuel, conforming to EN590 Class 2/ Grade D. Paraffinic fuel capability (HVO, GTL, BTL), conforming to EN 15940:2016

Transmission

Drive system	Hydrostatic transmission
Hydrostatic pump	1 variable piston pump
Hydrostatic motor	1 variable piston motor
Speed ranges (forwards/backwards)	2/2
Max. travel speeds (forwards/backwards) 20 km/h version	
1. speed range	0 - 6.0 km/h
2. speed range	0 - 20.0 km/h
Creep	0 - 10.0 km/h
Max. travel speeds (forwards/backwards) 40 km/h version	
1. speed range	0 - 15 km/h
2. speed range	0 - 40 km/h
Creep	0 - 10 km/h

Chassis and tyres

Type	Low build rear axle oscillation for optimum stability and for best performance in earthmoving applications
System	4-wheel drive
Axles	Planetary rigid axles with automatic limited slip differentials in both axles 100% locking differentials as option
Oscillation	Rear axle oscillation for optimum stability, oscillation angle 10°
Tyres	405/70 R24

WA100M-8E0

Brakes

Operating brakes	Combined inch brake pedal actuates maintenance free, wet multi-disc type brakes in the front axle. Self-braking via the hydrostatic drive
Parking brake	Integrated wet multi-disc type brake

Hydraulic system

System	Open hydraulic system
Working pressure (max.)	270 bar
Maximum pump flow	75 l/min
Option High flow	120 l/min @ 210 bar
No. of boom/bucket cylinders	2/1
Type	Double-action
Bore diameter × stroke	
Boom cylinder	80 × 714 mm
Bucket cylinder	100 × 476 mm
Hydraulic control lever	Multifunction lever
Hydraulic cycle with rated load bucket filling	
Raise time	5.7 s
Lowering time (empty)	3.7 s
Dumping time	1.3 s

Steering system

System	Articulated frame steering
Type	Hydraulic
Steering angle to either side	42°
Steering pump	Gear pump
Working pressure	175 bar
No. of steering cylinders	2
Type	Double-action
Bore diameter × stroke	60 × 369 mm
Smallest turn (outer edge of tyre 455/70 R20)	4130 mm

Cabin

Cabin in conformity with ISO 3471 with ROPS (roll over protective structure) in conformity with SAE J1040c and FOPS (falling object protective structure) in conformity with ISO 3449. The pressurised cabin is mounted upon rubber bearings and is noise dampened. Tiltable for best servicing access.

Service refill capacities

Cooling system	22.3 l
Fuel tank	110 l
Engine oil	10.5 l
Hydraulic system	50 l
Front axle	9.1 l
Rear axle	9.1 l
Transfer (20 km/h / 40 km/h)	1.3 / 1.6 l
AdBlue® tank	20 l

Environment

Engine emissions	Fully complies with EU Stage V exhaust emission regulations
Noise levels	
LwA external	102 dB(A) (2000/14/EC Stage II)
LpA operator ear	75 dB(A) (ISO 6396 dynamic test)
Vibration levels (EN 12096:1997)	
Hand/arm	$\leq 2.5 \text{ m/s}^2$ (uncertainty K = 0.75 m/s^2)
Body	$\leq 0.5 \text{ m/s}^2$ (uncertainty K = 0.53 m/s^2)
Contains fluorinated greenhouse gas HFC-134a (GWP 1430). Quantity of gas 1.2 kg, CO ₂ equivalent 1.72 t.	

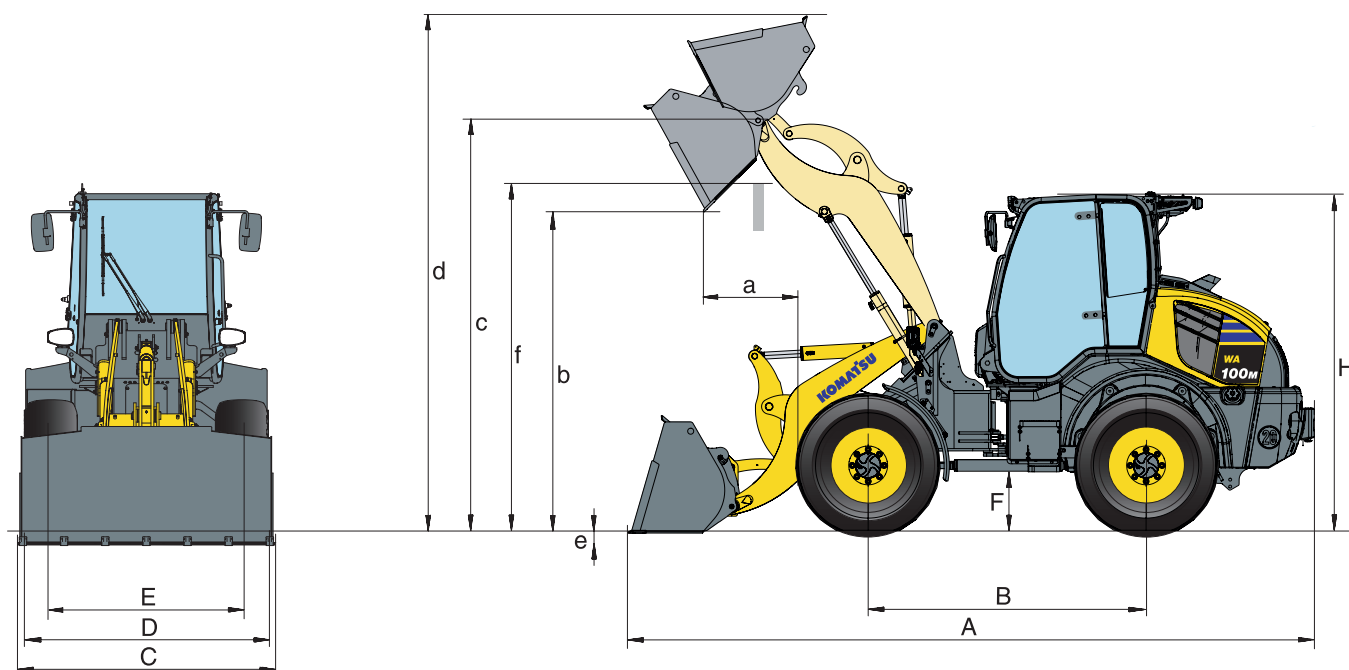


Dimensions and performance figures

Measurements and working specifications

Bucket type		Universal				Light materials		4-in-1
		w. teeth	w/o teeth	w. teeth	w/o teeth	w/o teeth	w/o teeth	w. teeth
Bucket capacity (heaped, ISO 7546)	m ³	1.3	1.3	1.4	1.4	1.6	1.8	1.05
Material density	t/m ³	1.8	1.8	1.6	1.6	1.4	1.2	1.8
Bucket weight	kg	423	397	453	428	462	496	695
Static tipping load, straight	kg	5895	5930	5695	5730	5680	5555	5625
Static tipping load, 40° articulated	kg	4980	5010	4805	4835	4790	4675	4710
Break-out force hydraulic	kN	60.4	60.4	51.3	51.3	47.7	45.4	58.1
Lifting capability hydr. at ground level	kN	59.8	59.8	51.4	51.4	47.5	41.2	57.9
Operating weight	kg	7200	7170	7220	7195	7230	7265	7465
Turning radius at corner of tyres	mm	4165	4165	4165	4165	4165	4165	4165
Turning radius at bucket edge	mm	4655	4625	4655	4655	4690	4730	4665
a Reach at 45°	mm	924	828	1025	927	948	948	943
b Dump height at 45°	mm	2635	2735	2535	2635	2555	2485	2615
c Hinge pin height	mm	3525	3525	3525	3525	3525	3525	3525
d Height top edge of bucket	mm	4425	4425	4460	4420	4490	4580	4410
e Digging depth	mm	128	125	128	125	128	214	165
f Max. loading height at 45°	mm	3290	3295	3290	3295	3255	3205	3295
A Overall length, bucket grounded	mm	6000	5855	6140	5995	6095	6190	6020
B Wheelbase	mm	2400	2400	2400	2400	2400	2400	2400
C Bucket width	mm	2200	2200	2200	2200	2200	2200	2200
D Width over tyres	mm	2150	2150	2150	2150	2150	2150	2150
E Track width	mm	1745	1745	1745	1745	1745	1745	1745
F Ground clearance	mm	515	515	515	515	515	515	515
H Overall height	mm	2885	2885	2885	2885	2885	2885	2885

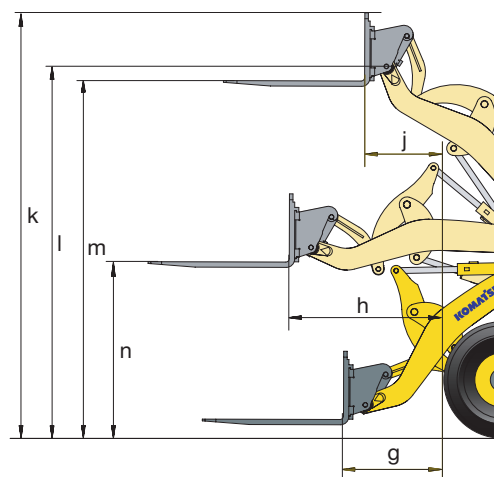
All measurements with tyres 405/70 R24 and air conditioning



Performance figures with fork tines

Fork tine type	FEM IIIA	
Fork tine length	mm	1200
g Max. reach at ground level	mm	831
h Max. reach	mm	1365
j Max. reach at max. stacking height	mm	547
k Max. height fork-carrier	mm	4015
l Hinge pin height	mm	3525
m Max. stacking height	mm	3320
n Height of forks at max. reach	mm	1540
Max. tipping load, straight	kg	4710
Max. tipping load, articulated	kg	3990
Max. payload as per EN 474-3, 80%	kg	3195
Max. payload as per EN 474-3, 60%	kg	2395
Weight in working order with fork tines	kg	7075

All measurements with tyres 405/70 R24 and air conditioning



Standard and optional equipment

Engine

Komatsu SAA4D94LE-3 turbocharged common rail direct injection diesel engine	●
EU Stage V compliant	●
Komatsu Diesel Particulate Filter (KDPF)	●
Selective Catalytic Reduction (SCR)	●
Alternator 150 A / 12 V	●
Starter motor 3.0 kW / 12 V	●
Battery 100 Ah / 12 V	●

Transmission and brakes

Combined inch/brake pedal	●
Creeping function (20 km/h version)	○
Creeping function (40 km/h version)	○
20 km/h limited hydrostatic driveline	○
40 km/h limited hydrostatic driveline	○

Chassis and tyres

Heavy-duty axles	●
LSD-differential front and rear	●
100% manual locking differentials front and rear	○
Various tyre types and sizes on request	○

Hydraulic system

3-spool main control valve	●
PPC multi-function lever	●
Hydraulic quick-coupler	●
4-spool main control valve	○
Electronic control for 3rd spool (EPC)	○
Electronic control for 4th spool (EPC)	○
Loader control with return-to-dig	○
Auto-inch valve	○
Biodegradable oil for hydraulic system	○
3rd hydraulic function, rear	○
4th hydraulic function, rear	○
High flow version	○

Cabin

Spacious double door driver's cab to DIN/ISO with heating	●
Tilting cab	●
ROPS/FOPS frame according to SAE	●
All-round tinted glazing	●
Heated rear window	●
Rear window wiper	●
Sun visor	●
Adjustable steering column	●
Suspended seat	●
Seat belt (EU standard)	●
Wrist rest with integrated small storage box	●
Large storage box at left hand side	●
Multi-function colour monitor with Equipment Management and Monitoring System (EMMS) and efficiency guidance	●
12 Volt power supply	●
Front window wiper with intermittent feature	●
Adjustable high comfort air suspension seat	○
Air conditioning	○
Electric pre-heating of engine & cab	○
DAB+ Radio with Bluetooth®, USB, AUX and hands-free kit	○
Sun reflection decal for cab/canopy roof	○

Safety equipment

Emergency steering system	●
Back-up alarm	●
Horn	●
Emergency engine stop switch	●
Seat belt caution indicator	●
Battery main switch	●
Front window guard	○
Rear-view camera	○
Beacon light	○
Immobiliser	○
Immobiliser with master key	○
Anti-drop valve	○
Fire extinguisher	○

Lighting system

Halogen headlights	●
Reversing lights	●
Additional lights front and rear	○
LED headlights	○
Optical back-up alarm (strobe light)	○

Service and maintenance

Komtrax – Komatsu wireless monitoring system (4G)	●
Tool-set	●
Wide-core radiator	●
Radiator fan with reversing function	○
Automatic central lubrication	○

Attachments

Bucket with or without teeth	○
4-in-1 bucket with teeth or bold on cutting edge	○
Light material buckets	○
Fork carrier and tines	○
Cutting edge guard	○

Other equipment

Z-bar boom (parallel movement when using dedicated fork tines)	●
Counterweight	●
Towing device	●
Electronically controlled suspension system load stabilizer (ECSS)	○
Special custom colour	○
Bucket level indicator	○
Additional counterweight 190 kg	○
Ball-type hitch (acc. to German road regulation StVZO)	○
Automatic hitch (acc. to German road regulation StVZO)	○
Height-adjustable hitch (acc. to German road regulation StVZO)	○

Further equipment on request

- standard equipment
- optional equipment



A wide range of buckets and attachments is available. Your Komatsu distributor is ready to assist you with the selection of suitable options.

This specification sheet may contain attachments and optional equipment that are not available in your area. Please consult your local Komatsu distributor for those items you may require. Materials and specifications are subject to change without notice.

Your Komatsu partner:

KOMATSU

[komatsu.eu](https://www.komatsu.eu)

